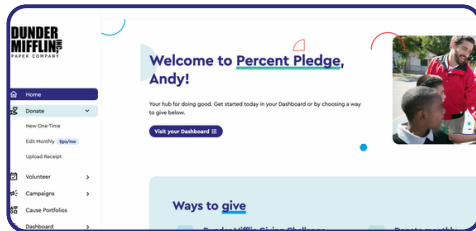
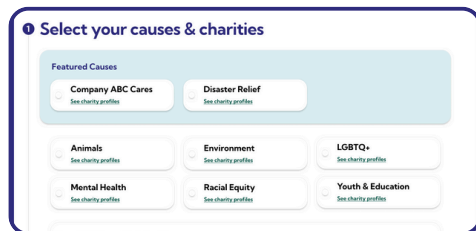


# How to make a donation on the platform

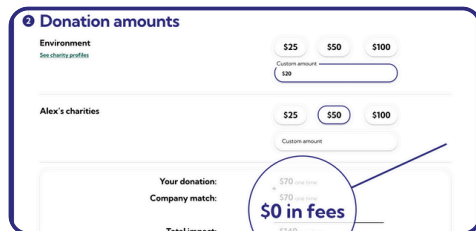
Making a donation through Percent Pledge is simple and impactful. To begin donating, follow these steps:



**Log into the Percent Pledge Platform.** From the left-hand navigation, select Donate to open the dropdown. Choose whether you'd like to make a one-time donation, a monthly donation, or use your company Cause Credits (if available).

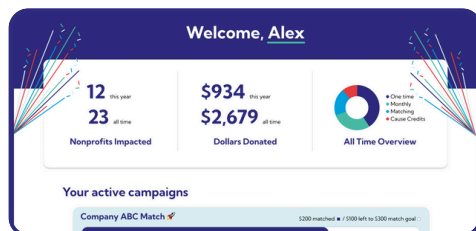


**Find and support** the nonprofit or cause you care about the most! Select vetted Cause Portfolios with top-rated charities and search our database with over 2m registered nonprofits to donate to any charities you want. If your company matches your donations, you will see a rocket 🚀 boosting your donation.



**Select the amount** you'd like to donate to the chosen charities or Cause Portfolios. Donations made to a Cause Portfolio are split evenly among the charities within that portfolio. Percent Pledge takes zero donation fees!

**Add your payment method**, credit card or bank account information and click Donate to submit the transaction.



**Celebrate your impact!** Your impact stats and tax donation receipts are available in your dashboard at any time. Percent Pledge also delivers personalized impact reports via email each month, directly to your inbox.

**If you made a donation directly on a charity's website and your company matches your donations, you can upload your receipt to the platform to be matched by your company.**

Select "Donate" to open the dropdown and click "Upload receipt." Submit the form, and we'll take care of the rest! Your donation match will be reflected in your Dashboard in the coming month after submission.